








**WOODCHURCH HOUSE
7 DAY BOWEL CHART**

RESIDENTS NAME _____ **ROOM No** _____

DATE w/c	SHIFT	TIME	TYPE OF BOWEL MOVEMENT (Refer to Bristol Stool Form Scale)	INCONTINENT OF STOOL YES/NO	NUMBER OF PADS/CLOTHING CHANGES (Identify pads/clothing or both)	COMMENTS (Associated circumstances/effects of daily activities/laxative used)
MON	am					
	pm					
	night					
TUES	am					
	pm					
	night					
WED	am					
	pm					
	night					
THURS	am					
	pm					
	night					
FRI	am					
	pm					
	night					
SAT	am					
	pm					
	night					
SUN	am					
	pm					
	night					

Bristol Stool Chart

Type 1		Separate hard lumps, like nuts (hard to pass)
Type 2		Sausage-shaped but lumpy
Type 3		Like a sausage but with cracks on its surface
Type 4		Like a sausage or snake, smooth and soft
Type 5		Soft blobs with clear-cut edges (passed easily)
Type 6		Fluffy pieces with ragged edges, a mushy stool
Type 7		Watery, no solid pieces. Entirely Liquid